

your
**OEM/ODM
Partner**



Painting and Assembly |
Premium Components |
Custom Bicycles |

We are a factory specialised in OEM and ODM solutions for the bicycle sector, with years of experience and know-how. We are the ideal partner for brands, entrepreneurs and distributors looking for quality, efficiency, reliability and customisation.

We combine engineering, flexible production and commitment to excellence in every project.

***You dream...
We'll build it!***



If you are looking for outsource your assembly and painting, we are the solution for optimising processes, reducing costs and guaranteeing high-quality products.

Lightmobie specialises in bicycle painting and assembly services, with years of experience in the sector. Our team has highly trained professionals, using modern techniques and state-of-the-art equipment to guarantee a service of excellence.

OEM & ODM from Idea to Final Product



We offer fully customised solutions, developed to meet the specific needs of each client. We work from initial conception to ensure that the final product faithfully reflects the desired technical, functional and aesthetic requirements.

Whether adapting an existing design (OEM) or creating something completely new (ODM), our commitment is to deliver innovation, quality and differentiation.

the stages of ODM (Original Design Manufacturer) process

Do you have an idea? We develop it from concept to finished product. Ideal for brands looking to differentiate themselves without having to invest in in-house engineering.

1 *Idea*

4 *Prototype*

2 *Design*

5 *Sample*

7 *Delivery*


3 *Engineering*

6 *Production*


Our process is collaborative: the client actively participates at every stage. We believe that joint creation is essential to achieving the best results - that's why we align expectations, share knowledge and look for solutions that add value to the client's business. The result is a customised product, with its own identity and ready to market.

Assembly


- ▶ Assembly of **different types and styles** of bicycles, from kids, urban, MTB, road, E-Bikes to high-competition;
- ▶ **Strict Quality Control** at every stage of the process, ensuring that each bicycle meets safety (according to regulations) and performance standards;
- ▶ Lightmobie operates **3 modern automatic lines** with time control and execution methods, with a daily capacity of 900 conventional bikes and 500 E-Bikes;
- ▶ Two wheel **assembly lines** with a daily production capacity of 700 wheels.



900 units
conventional bicycles



500 units
electric bicycles



700 wheels
assembly

Automatic Wheel Line

daily production capacity of 700 wheels



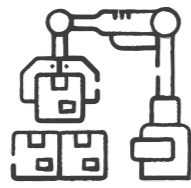
Warehouse Logistics

Storage and distribution of bicycles presents significant challenges, given their fragile nature and the fact that they cannot be stacked or accommodated on conventional pallets. It is essential to rely on the expertise of specialists.

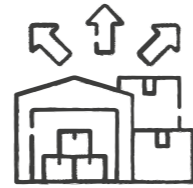
- ▶ **Efficient management** of reception and dispatch logistics, guaranteeing deadlines and ensuring accuracy.
- ▶ Warehousing in a total area of 5.000m², in **5 warehouses** with their own identification system, suited to the type of each item.
- ▶ **Automation** is essential for effective parts control.
- ▶ **Control of the process**, from transport and storage to assembly and delivery to the customer.



5.000 m²
indoor area



automation
and tracking



5 warehouses
for up to 15.000 bicycles



Track & Tracing

It consists of implementing i4.0/i5.0 solutions in industrial automation and tracking parts from the warehouse to the end product.

Optimising production, managing stocks and reducing costs.



About Us

Lightmobie was set up to fulfill the needs of the sustainable mobility market by providing technologically advanced solutions to meet the quality needs of customers and bicycle users.

We are able and willing to develop customised solutions tailored to each project and/each client.



Lightmobie has implemented a **quality system** in the manufacturing processes, reception and dispatch of bicycles and parts.

all our industrialisation and assembly is done in Portugal

Quality

Our employees have extensive experience in production and assembly of bicycles equipment and expertise in electronics, software, management systems, metalworking and mechanical principles.



*Where
your Special Projects
are brought to life!*



from Cargobikes to Kids bicycles
You dream... We'll build it!

lightmobie

Parque Empresarial do Casarão
Avenida das 2 Rodas, Lote 36A.
3750-041 Aguada de Cima . Portugal

+351.234 080 117 | geral@lightmobie.pt

www.lightmobie.pt